

MC1E-60



MC2E-60

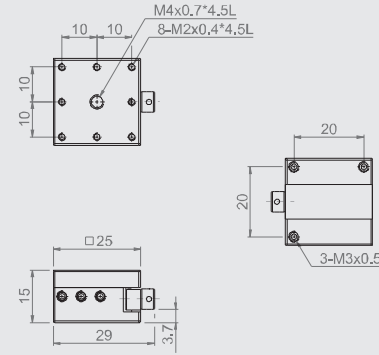


Specification

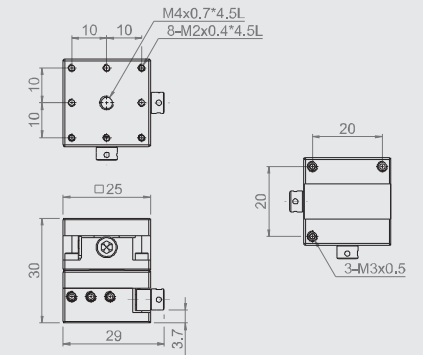
Unit: mm

Model no.	Table size	Axis	Travel stroke	Minimum reading	Straightness	Allowable Loading (kgf)	Weight kg	Material	Surface finish
MC1E-25	25*25	X-axis	±3	No Scale	30 μm	3	0.07	Brass alloy	Black fluororesin finished
MC1E-40	40*40		±5			3	0.19		
MC1E-60	60*60		±7			4	0.6		
MC2E-25	25*25	XY-axis	±3			2.9	0.15		
MC2E-40	40*40		±5			2.8	0.38		
MC2E-60	60*60		±7			3.4	1.2		

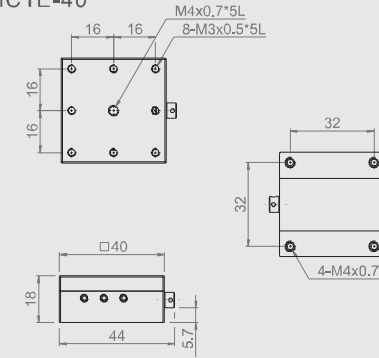
MC1E-25



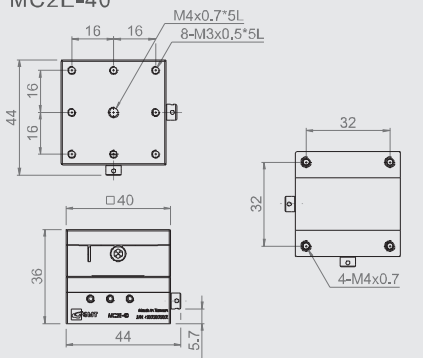
MC2E-25



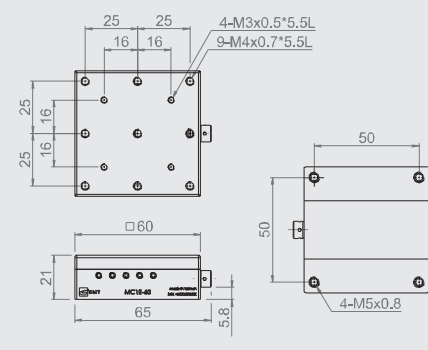
MC1E-40



MC2E-40



MC1E-60



MC2E-60

